



Location: CMA5b - Pedestrian Plaza

Report on 24-hour TSP monitoring for EP-376/2009

Action Level - 209.9 µg/m³

Limit Level - 260 µg/m³

Date	Sampling Time	Weather Condition	Filter paper no.	Filter Weight, g		Elapse Time, hr		Sampling Time, hr	Flow Rate, m ³ /min			Total Volume, m ³	TSP Level, µg/m ³
				Initial	Final	Initial	Final		Initial, Q _{si}	Final, Q _{sf}	Average		
31-May-18	8:00	Fine	25888	2.6441	2.7329	10308.36	10332.36	24.00	1.01	1.01	1.01	1459	60.9
5-Jun-18	14:30	Rainy	25967	2.6396	2.6967	10339.44	10363.44	24.00	1.02	1.02	1.02	1465	39.0
9-Jun-18	8:00	Rainy	25981	2.6490	2.7208	10363.44	10387.44	24.00	1.01	1.01	1.01	1453	49.4
15-Jun-18	8:00	Cloudy	26067	2.6762	2.7267	10390.44	10414.44	24.00	1.02	1.01	1.01	1461	34.6
20-Jun-18	8:00	Cloudy	25868	2.6541	2.6936	10417.44	10441.44	24.00	1.01	1.01	1.01	1457	27.1
25-Jun-18	8:00	Rainy	26209	2.6651	2.7082	10444.44	10468.44	24.00	1.02	1.02	1.02	1465	29.4

Report on 1-hour TSP monitoring for EP-376/2009

Action Level - 339.7 µg/m³

Limit Level - 500 µg/m³

Date	Sampling Time	Weather Condition	Filter paper no.	Filter Weight, g		Elapse Time, hr		Sampling Time, hr	Flow Rate, m ³ /min			Total Volume, m ³	TSP Level, µg/m ³
				Initial	Final	Initial	Final		Initial, Q _{si}	Final, Q _{sf}	Average		
1-Jun-18	8:10	Cloudy	25882	2.6366	2.6430	10332.36	10333.36	1.00	1.01	1.01	1.01	61	105.2
1-Jun-18	9:34	Cloudy	25879	2.6344	2.6412	10333.36	10334.36	1.00	1.01	1.01	1.01	61	111.7
1-Jun-18	13:00	Cloudy	25173	2.6524	2.6601	10334.36	10335.36	1.00	1.01	1.01	1.01	61	126.5
5-Jun-18	8:04	Rainy	25937	2.6429	2.6453	10336.44	10337.44	1.00	1.02	1.02	1.02	61	39.3
5-Jun-18	9:45	Rainy	25944	2.6550	2.6583	10337.44	10338.44	1.00	1.02	1.02	1.02	61	54.0
5-Jun-18	13:00	Rainy	25952	2.6543	2.6566	10338.44	10339.44	1.00	1.02	1.02	1.02	61	37.7
11-Jun-18	8:08	Fine	26132	2.6734	2.6786	10387.44	10388.44	1.00	1.01	1.01	1.01	60	86.0
11-Jun-18	10:31	Fine	25989	2.6493	2.6582	10388.44	10389.44	1.00	1.01	1.01	1.01	60	147.2
11-Jun-18	13:20	Fine	26128	2.6776	2.6848	10389.44	10390.44	1.00	1.01	1.01	1.01	60	119.1
16-Jun-18	13:00	Cloudy	26224	2.6664	2.6714	10414.44	10415.44	1.00	1.01	1.01	1.01	61	82.2
16-Jun-18	14:30	Cloudy	26163	2.6625	2.6639	10415.44	10416.44	1.00	1.01	1.01	1.01	61	23.0
16-Jun-18	15:45	Cloudy	26099	2.6708	2.6830	10416.44	10417.44	1.00	1.01	1.01	1.01	61	200.4
21-Jun-18	8:45	Cloudy	26174	2.6741	2.6764	10441.44	10442.44	1.00	1.01	1.01	1.01	61	37.9
21-Jun-18	9:47	Cloudy	26218	2.6692	2.6718	10442.44	10443.44	1.00	1.01	1.01	1.01	61	42.8
21-Jun-18	10:50	Cloudy	26216	2.6660	2.6714	10443.44	10444.44	1.00	1.01	1.01	1.01	61	88.9
26-Jun-18	8:06	Rainy	26190	2.6553	2.6578	10468.44	10469.44	1.00	1.02	1.02	1.02	61	41.0
26-Jun-18	9:55	Rainy	26202	2.6605	2.6634	10469.44	10470.44	1.00	1.02	1.02	1.02	61	47.5
26-Jun-18	14:00	Rainy	26295	2.6524	2.6572	10470.44	10471.44	1.00	1.02	1.02	1.02	61	78.7



Location: CMA6a - WDII PRE Office

Report on 24-hour TSP monitoring for EP-376/2009

Action Level - 207.1 µg/m³Limit Level - 260 µg/m³

Date	Sampling Time	Weather Condition	Filter paper no.	Filter Weight, g		Elapse Time, hr		Sampling Time, hr	Flow Rate, m ³ /min			Total Volume, m ³	TSP Level, µg/m ³
				Initial	Final	Initial	Final		Initial, Q _{si}	Final, Q _{sf}	Average		
31-May-18	8:00	Fine	25876	2.6534	2.7096	4012.29	4036.29	24.00	1.05	1.05	1.05	1518	37.0
5-Jun-18	14:49	Rainy	25968	2.6493	2.6653	4042.43	4066.43	24.00	1.06	1.06	1.06	1523	10.5
9-Jun-18	8:00	Rainy	25997	2.6395	2.6915	4066.43	4090.43	24.00	1.05	1.05	1.05	1512	34.4
15-Jun-18	8:00	Cloudy	26124	2.6644	2.7334	4093.43	4117.43	24.00	1.06	1.05	1.06	1519	45.4
20-Jun-18	8:00	Cloudy	25822	2.6587	2.7038	4120.43	4144.43	24.00	1.05	1.05	1.05	1516	29.8
25-Jun-18	8:00	Rainy	26212	2.6645	2.7074	4147.43	4171.43	24.00	1.06	1.06	1.06	1523	28.2

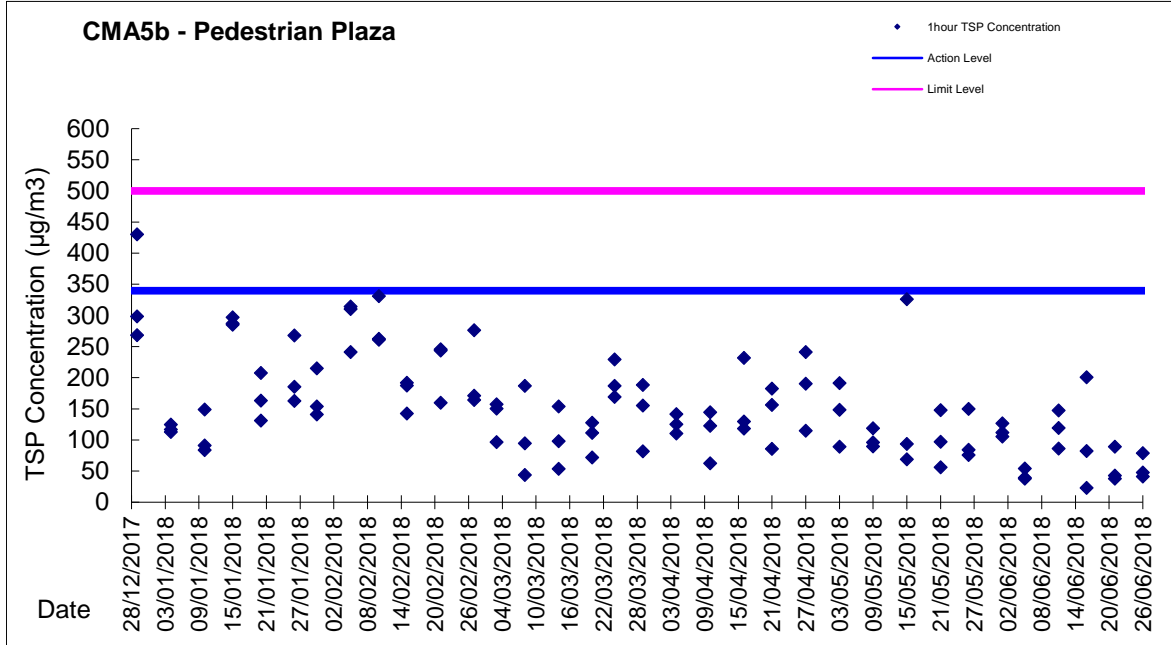
Report on 1-hour TSP monitoring for EP-376/2009

Action Level - 333 µg/m³Limit Level - 500 µg/m³

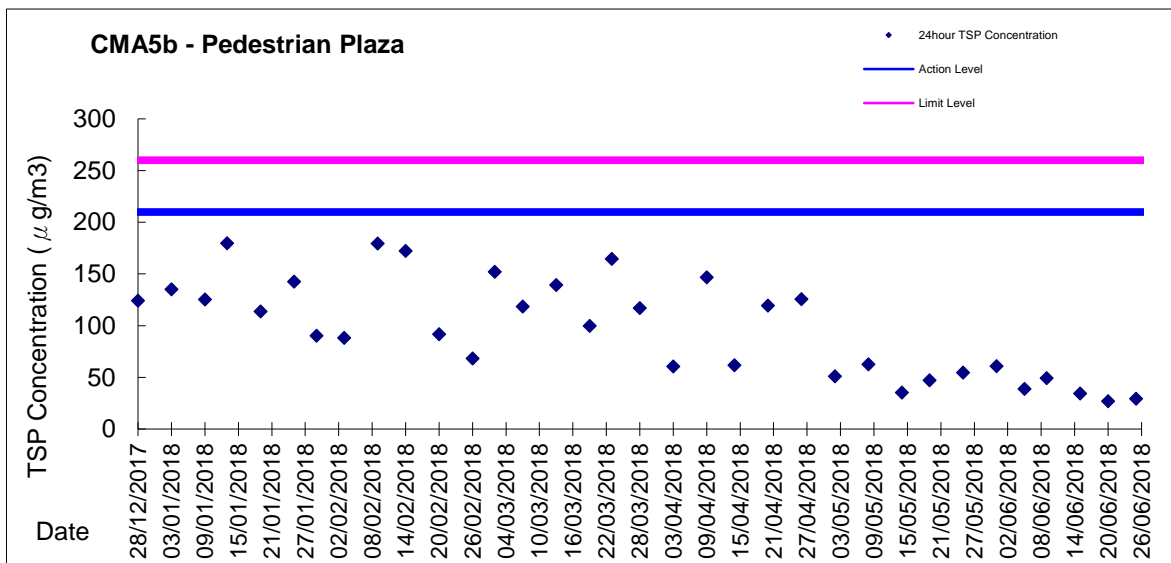
Date	Sampling Time	Weather Condition	Filter paper no.	Filter Weight, g		Elapse Time, hr		Sampling Time, hr	Flow Rate, m ³ /min			Total Volume, m ³	TSP Level, µg/m ³
				Initial	Final	Initial	Final		Initial, Q _{si}	Final, Q _{sf}	Average		
1-Jun-18	8:15	Cloudy	25883	2.6477	2.6522	4036.29	4037.29	1.00	1.05	1.05	1.05	63	71.1
1-Jun-18	9:35	Cloudy	25878	2.6580	2.6606	4037.29	4038.29	1.00	1.05	1.05	1.05	63	41.1
1-Jun-18	13:00	Cloudy	25172	2.6539	2.6582	4038.29	4039.29	1.00	1.05	1.05	1.05	63	67.9
5-Jun-18	8:00	Rainy	25875	2.6427	2.6491	4039.43	4040.43	1.00	1.09	1.09	1.09	65	98.1
5-Jun-18	9:55	Rainy	25946	2.6441	2.6472	4040.43	4041.43	1.00	1.06	1.06	1.06	63	48.8
5-Jun-18	13:00	Rainy	25955	2.6581	2.6599	4041.43	4042.43	1.00	1.09	1.09	1.09	65	27.6
11-Jun-18	8:20	Fine	25983	2.6504	2.6589	4090.43	4091.43	1.00	1.11	1.11	1.11	66	128.0
11-Jun-18	10:40	Fine	25986	2.6494	2.6552	4091.43	4092.43	1.00	1.11	1.11	1.11	66	87.3
11-Jun-18	13:25	Fine	26065	2.6715	2.6760	4092.43	4093.43	1.00	1.11	1.11	1.11	66	67.8
16-Jun-18	13:00	Cloudy	26102	2.6664	2.6751	4117.43	4118.43	1.00	1.05	1.05	1.05	63	137.5
16-Jun-18	14:40	Cloudy	26165	2.6523	2.6537	4118.43	4119.43	1.00	1.05	1.05	1.05	63	22.1
16-Jun-18	15:50	Cloudy	26169	2.6505	2.6561	4119.43	4120.43	1.00	1.05	1.05	1.05	63	88.5
21-Jun-18	8:50	Cloudy	26179	2.6629	2.6665	4144.43	4145.43	1.00	1.05	1.05	1.05	63	57.0
21-Jun-18	9:57	Cloudy	26181	2.6439	2.6470	4145.43	4146.43	1.00	1.05	1.05	1.05	63	49.1
21-Jun-18	11:00	Cloudy	26215	2.6585	2.6612	4146.43	4147.43	1.00	1.05	1.05	1.05	63	42.8
26-Jun-18	8:08	Rainy	26192	2.6612	2.6632	4171.43	4172.43	1.00	1.06	1.06	1.06	63	31.5
26-Jun-18	9:45	Rainy	26203	2.6501	2.6527	4172.43	4173.43	1.00	1.06	1.06	1.06	63	41.0
26-Jun-18	13:00	Rainy	26316	2.6655	2.6680	4173.43	4174.43	1.00	1.06	1.06	1.06	63	39.4



Graphic Presentation of 1 hour TSP Result for EP-376/2009

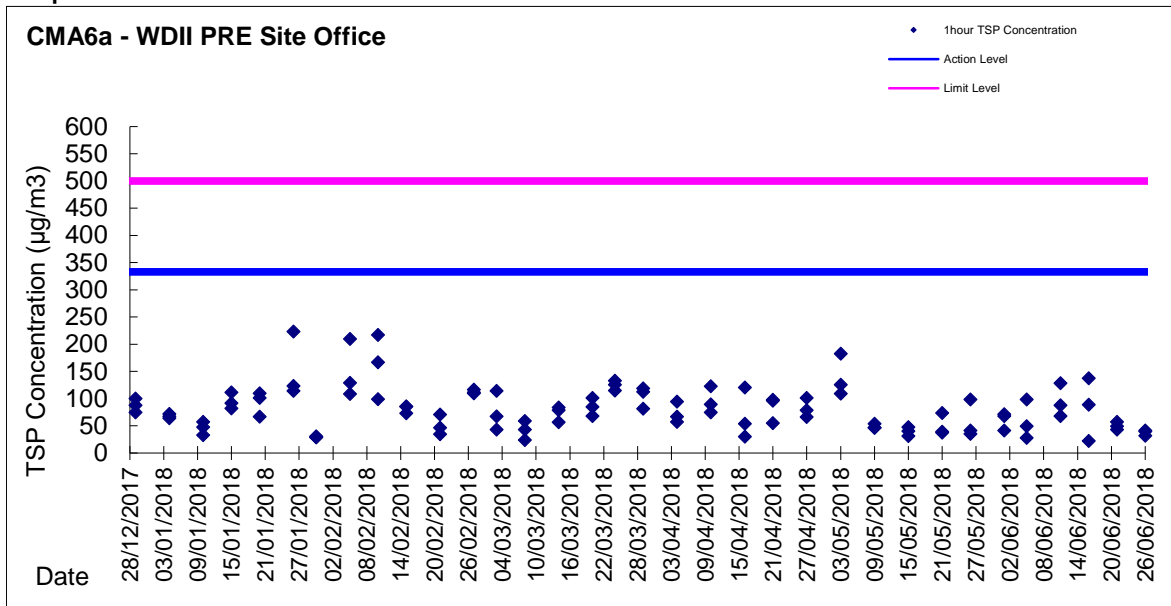


Graphic Presentation of 24 hour TSP Result for EP-376/2009





Graphic Presentation of 1 hour TSP Result for EP-376/2009



Graphic Presentation of 24 hour TSP Result for EP-376/2009

